



District Report Card: 2017


State: Andhra Pradesh	District: Srikakulam
Class: 3	Subject: Language
Schools: 60	Students: 814


Participation/Coverage


Students

GENDER 	Boys		Girls	
	Number	%	Number	%
	372	45.70	442	54.30

AREA 	Rural		Urban	
	Number	%	Number	%
	733	90.05	81	9.95

CATEGORY 	SC		ST		OBC		GEN	
	Number	%	Number	%	Number	%	Number	%
	73	8.97	137	16.83	575	70.64	29	3.56

CWSN 	LD	VI	HI	S&LD	ID	Oth
	1	3	0	2	1	2

Management 	Government		Government-aided	
	Number	%	Number	%
	789	96.93	25	3.07

Average Performance of Students in Language (%)

Overall	Gender		Area		Management		Social Group			
	Male	Female	Rural	Urban	Govt.	Aided	SC	ST	OBC	GEN
79.07	77.89	80.08	79.56	74.65	79.79	56.53	75.43	70.61	81.33	83.45

Performance on Learning Outcomes (LOs)

Learning Outcomes	Description	Average Performance(%)
L304	Reads small texts with comprehension i.e., identifies main ideas, details, sequence and draws conclusions	78.05
L312	Reads printed scripts on the classroom walls: poems, posters, charts etc.	81.13

Range of Performance of Students who Answered Correctly							
Below 30%		30% - 50%		50% - 75%		Above 75%	
Number	%	Number	%	Number	%	Number	%
17	2.09	54	6.63	231	28.38	512	62.90

Lowest Performing Learning Outcomes (LOs)

- 1 - Reads small texts with comprehension i.e., identifies main ideas, details, sequence and draws conclusions (78.05)
- 2 - Reads printed scripts on the classroom walls: poems, posters, charts etc. (81.13)